


Open this and see...

It's Easy As...



1

MEASURE



2

ORDER

3

INSTALL



Shutterplus

quality shutters • sensible prices

The Number 1 Choice for
Quality Shutters at Sensible Prices

When it comes to Quality Shutters at Sensible Prices, Shutterplus are your Number 1 Choice throughout the UK & Ireland. Our Easy-to-Install hardwood shutters are custom made to your exact requirements. A full range of shutter samples, combined with this measuring workbook and online guides will make measuring your windows so much easier.

And remember, for peace of mind, you will receive drawings of your shutter order for approval before production commences. If you need assistance, be sure to contact us. We look forward to working with you...

Kind Regards
The Shutterplus Team

Shutterplus
quality shutters • sensible prices



SAMPLE:

YOUR OWN WINDOW & SHUTTER DETAILS HERE:

Window ref	Dining left
Width	1000mm
Height	1200mm
Style	Full Height
Rail/Tier Split	no
No of Panels	2
Panel Folding	L-R
Louvre Size	64mm
Frame Type	2-Bullnosed
Frame Sides	3
Colour	Silk White
Hinge Colour	White
Tilt Rod	Centre

Window ref	
Width	
Height	
Style	
Rail/Tier Split	
No of Panels	
Panel Folding	
Louvre Size	
Frame Type	
Frame Sides	
Colour	
Hinge Colour	
Tilt Rod	

Window ref	
Width	
Height	
Style	
Rail/Tier Split	
No of Panels	
Panel Folding	
Louvre Size	
Frame Type	
Frame Sides	
Colour	
Hinge Colour	
Tilt Rod	

Window ref	
Width	
Height	
Style	
Rail/Tier Split	
No of Panels	
Panel Folding	
Louvre Size	
Frame Type	
Frame Sides	
Colour	
Hinge Colour	
Tilt Rod	

NOTES:

Blank lined area for notes.

YOUR OWN WINDOW & SHUTTER DETAILS HERE:

Window ref	
Width	
Height	
Style	
Rail/Tier Split	
No of Panels	
Panel Folding	
Louvre Size	
Frame Type	
Frame Sides	
Colour	
Hinge Colour	
Tilt Rod	

Window ref	
Width	
Height	
Style	
Rail/Tier Split	
No of Panels	
Panel Folding	
Louvre Size	
Frame Type	
Frame Sides	
Colour	
Hinge Colour	
Tilt Rod	

Window ref	
Width	
Height	
Style	
Rail/Tier Split	
No of Panels	
Panel Folding	
Louvre Size	
Frame Type	
Frame Sides	
Colour	
Hinge Colour	
Tilt Rod	

Window ref	
Width	
Height	
Style	
Rail/Tier Split	
No of Panels	
Panel Folding	
Louvre Size	
Frame Type	
Frame Sides	
Colour	
Hinge Colour	
Tilt Rod	

Easy As...

Shutterplus
quality shutters • sensible prices



For Assistance:

UK:

www.shutterplus.co.uk

08454 890 314

Shutterplus (UK) 33-35 Daws Lane,
London NW7 4DS

ROI:

www.shutterplus.ie

01 506 5574

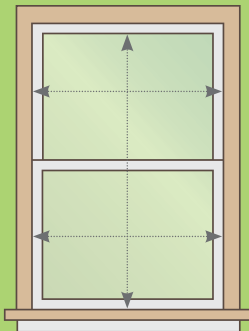
Shutterplus (ROI) Unit 5, Blacklion
Enterprise Centre, Blacklion, Co Cavan

How to Measure:

PLEASE NOTE: These are only basic measuring instructions. For more exact instructions, please visit our website.

Measuring Top Tips:

- Use a steel measuring tape
- Measure to the nearest millimetre
- Measure all windows, even if they appear to be the same



Inside Mount

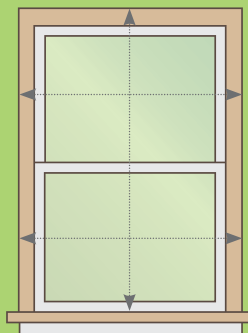
WIDTH:

- Measure in 3 places; top, middle and bottom. Record the smallest measurement.

HEIGHT:

- Measure in 3 places; left centre & right. Record the smallest measurement.

Note: Do not make any deductions. The factory will make small deductions to ensure the frame fits within the reveal.



Outside Mount

WIDTH:

- Measure in 3 places as with inside mount and add the width of the camber frame (67mmx2)

HEIGHT:

- Measure the height in 3 places and add just 67mm if the frame is on top only.

Note: Your shutters will be made to these dimensions. The factory will not make any additions or deductions.